

progress in assessing stove emissions in the field and laboratory

Tami C. Bond, Christoph Roden

Department of Civil & Environmental Engineering
University of Illinois at Urbana-Champaign

Stuart Conway

Trees, Water and People

Anibal Benjamin Osorto, Ignacio Osorto Nuñez

AHDESA

Dean Still, Damon Ogle

Aprovecho Research

ETHOS Conference
Kirkland, Washington
29 January 2005



Last year's proposal



increasing quantity needed
increasing time commitment



increasing complexity
increasing expense

I. In-field monitoring

- confirm improvements
- rapid feedback to stove artisans

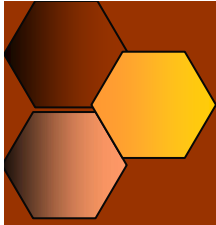
II. Stove design lab

- evaluate design choices
- demonstrate emission improvements

III. High-end (university) testing

- validate less-expensive measurements
- understand nature of emissions





Summary of measurements needed

- ✦ Carbon monoxide
- ✦ Particulate matter
- ✦ Some way of relating measured pollutant to fuel burned
- ✦ Real-time data collection; data reduction


Emissions
(direct from stoves)

Room concentrations
(proxy for exposure)

Stove design lab at Aprovecho

Fully functional measurement lab

Emissions with Dale Andreatta's exhaust hood



Room concentrations in simulated kitchen



Results from 16 stoves– please see Dean Still's poster!

“Lab on a cart”



Christoph Roden, PhD student



Size: 24" x 36" x 19"

Power: 12v car battery

Runtime: approximately 5 hours

Cost: About \$14k

Measurements:

Similar to Aprovecho, with some additions

- ✦ Real-time CO and CO₂
- ✦ Real-time optics
 - nephelometer (approximately particle mass)
 - absorption meter (particle color/type)
- ✦ Particles also collected on filters for later chemical analysis

Honduras project

umbrella:
Trees, Water, & People

- ✦ Stove Improvement
AHDESA & Aprovecho
- ✦ Dissemination
AHDESA & TWP
(Stuart Conway's talk)
- ✦ Monitoring
UIUC & AHDESA

funded by PCIA
UIUC participation largely
funded by NSF



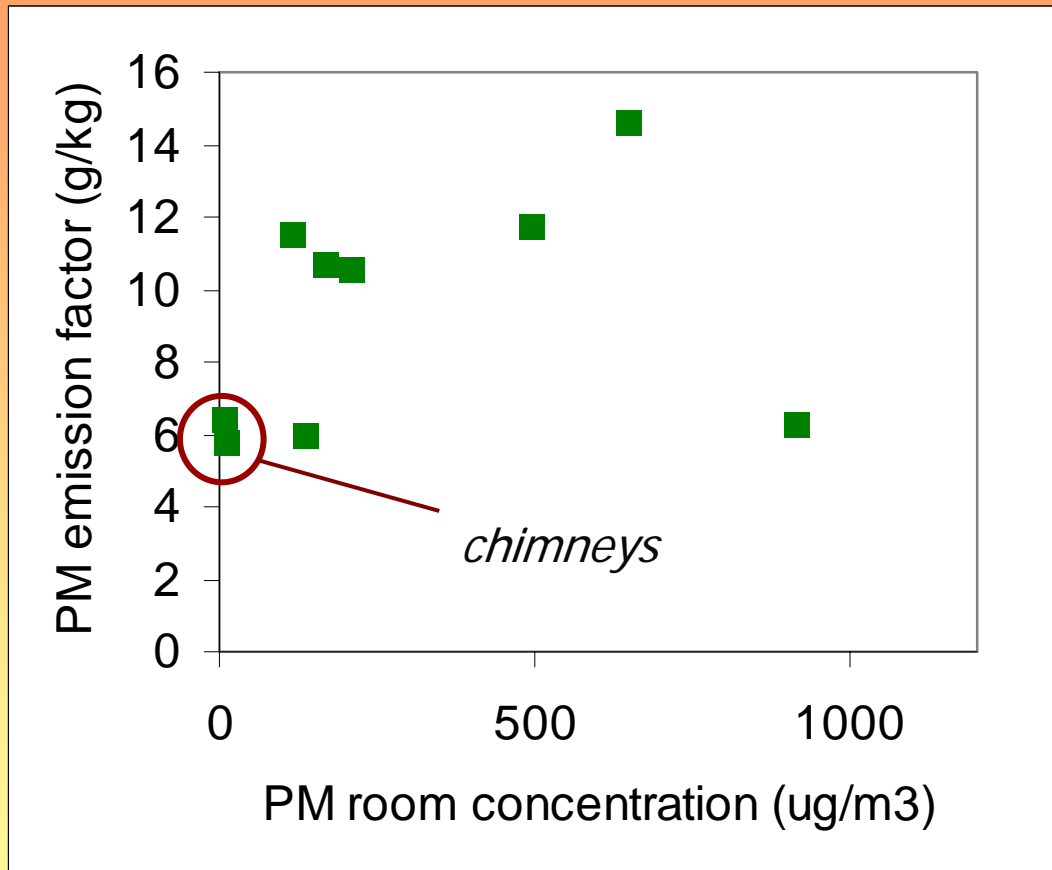
- Measure emissions & room concentration simultaneously
- Gather in-field measurements of emission rates
- Train AHDESA in monitoring
- Gather information for other projects

Homes are fairly open.

- ✦ 14 homes tested (12 with room monitoring)
- ✦ Temperate climate
- ✦ Kitchens:
 - open windows (no glass)
 - detached from house, with open walls
- ✦ Somewhat unexpected observations:
 - fire continually hot
 - extensive consumption of construction debris
 - presence of refrigerator reduces cooking time
 - very large wood pieces



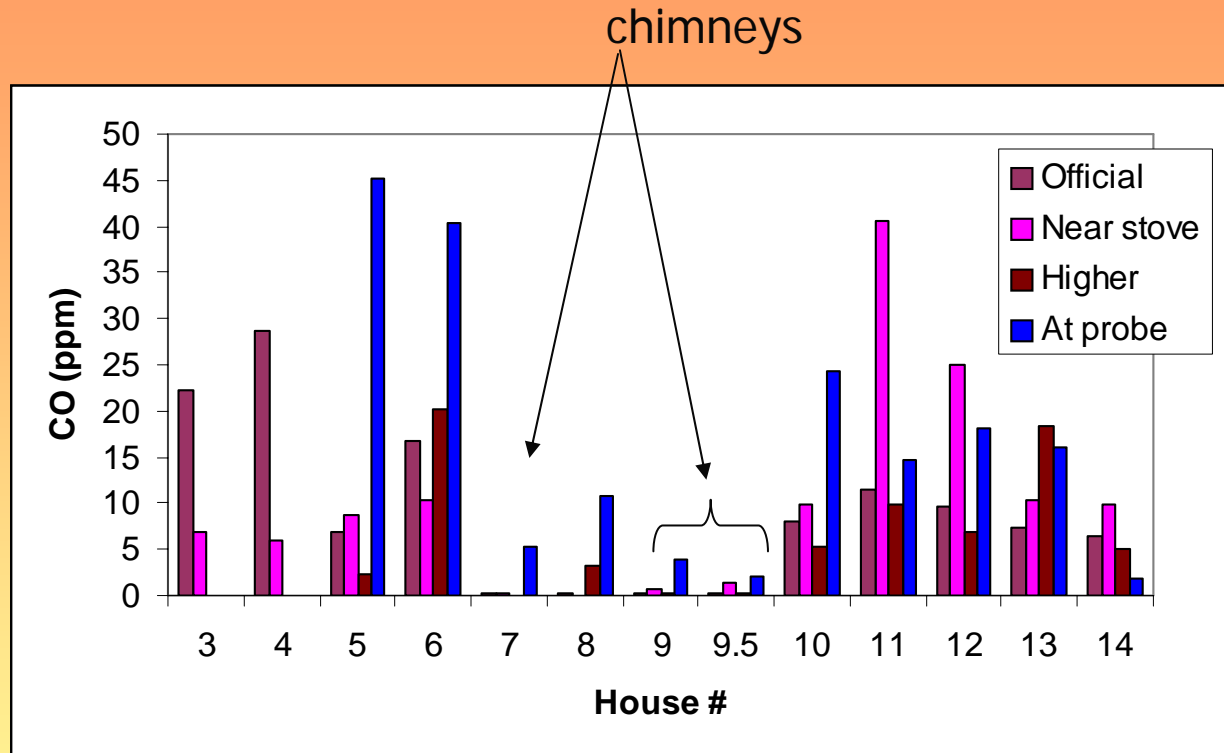
Emissions vs room concentrations



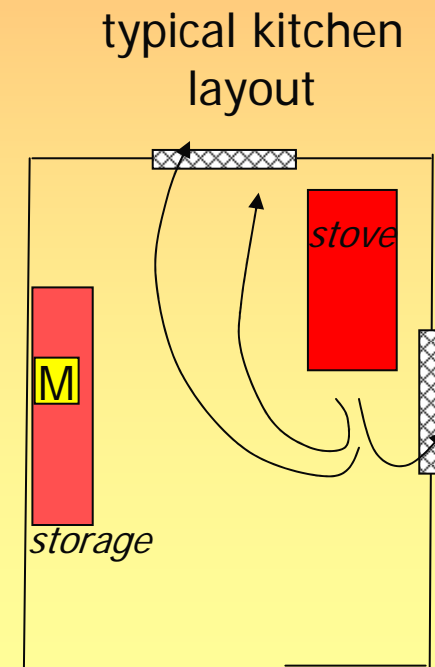
Chimneys appear effective in more than one way (but note small sample size)

- Remove pollutants from room

Variations in room concentrations



- Measured with 4 HOBO dataloggers
- “Near-stove” higher than “Official” by ~50-200%
- Need to have discussion about locations



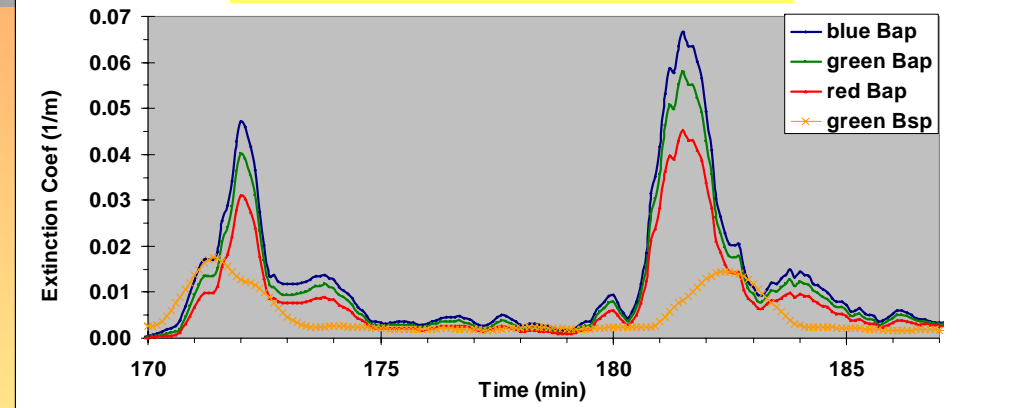
Evaluating our present PM measurement (I)

- ✦ Weighing filters:
 - well-accepted method
 - requires balance, patience, & practice
 - no real-time feedback

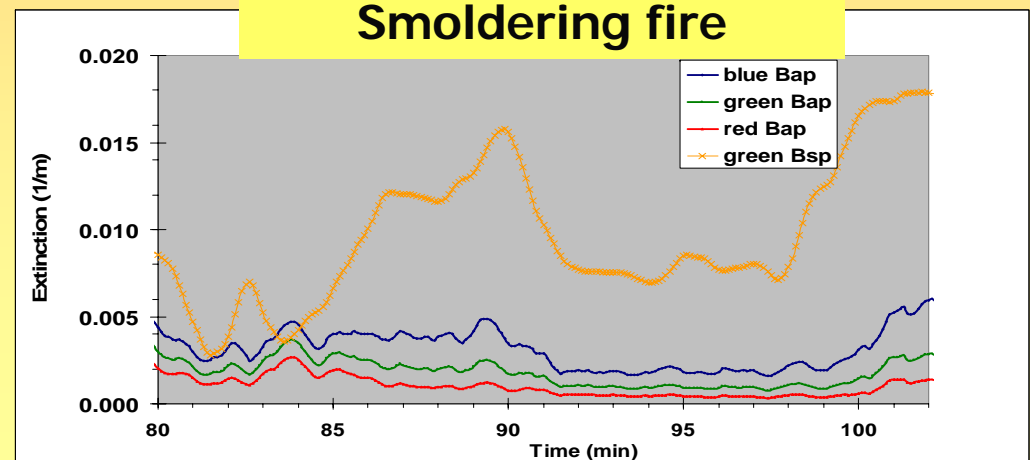


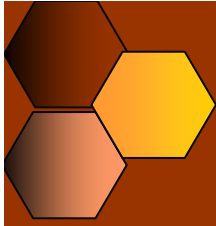
- ✦ Real-time optics:
 - gives immediate feedback
 - requires assumption about particle properties

Strongly flaming fire



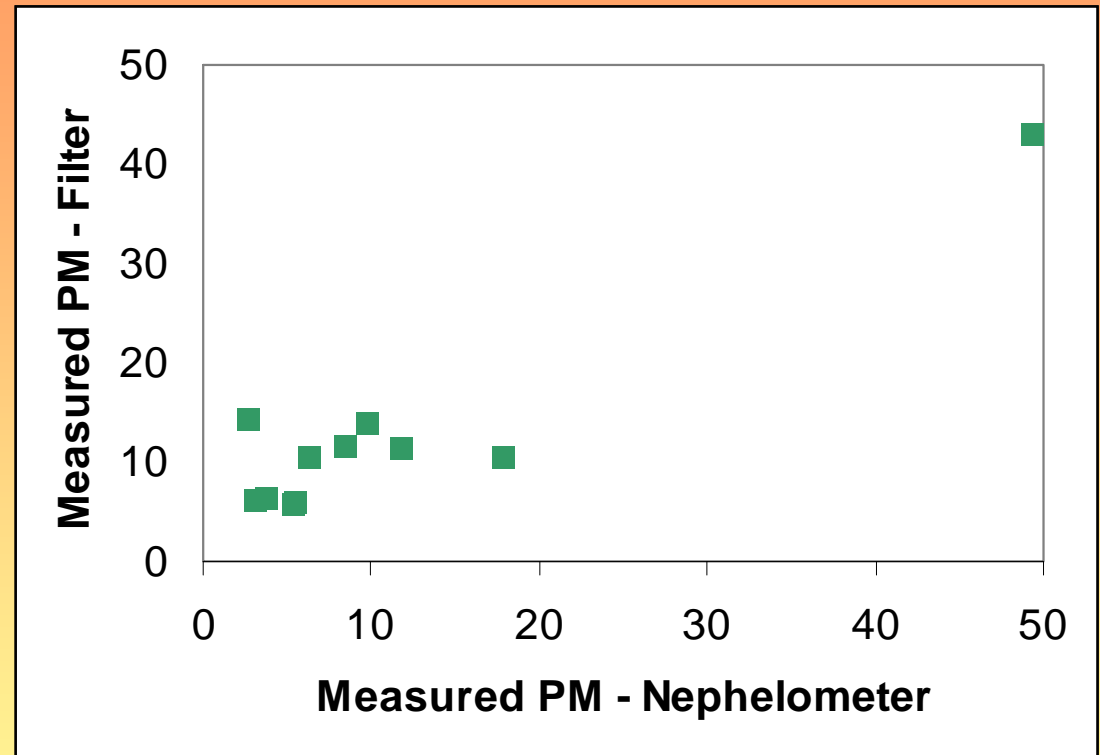
Smoldering fire

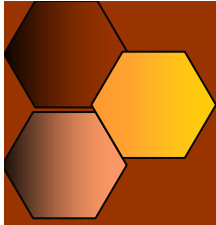




Evaluating our present PM measurement (II)

Our present
investigation: *what
factors* can make
this measurement
more accurate?
chemical composition
particle sizes





Can the “cart” get smaller & cheaper?

- ✦ Cost without particle monitoring: **\$650**
(CO, CO₂, data logging)
 - Still need a laptop – We’ll be working on that
- ✦ Biggest need:
Small, cheap particle monitoring
(Kirk’s device?)